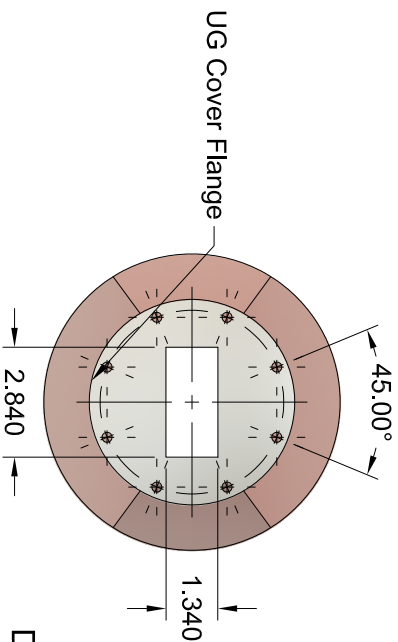
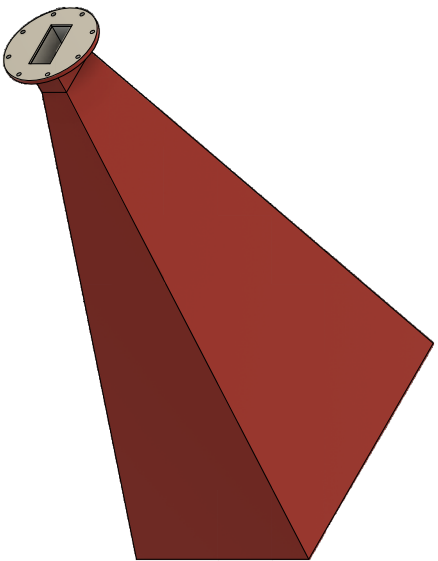
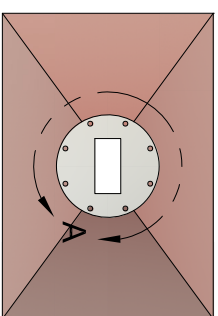
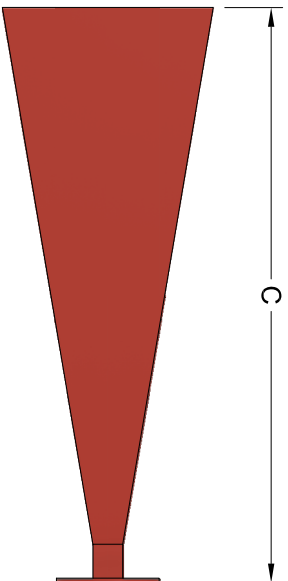
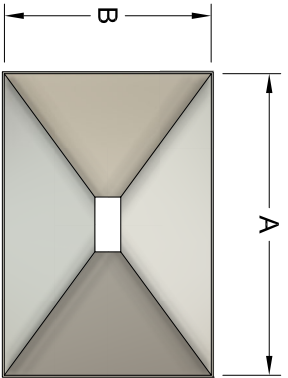


REVISION HISTORY

REV	DESCRIPTION	DATE	APPROVED
A	INITIAL RELEASE	6/25/2024	DA



DETAIL A
SCALE 1:5

WR284 20dB GAIN HORN ANTENNA							
WG SIZE	FREQ. (GHz)	GAIN (dB)	3dB Beam Width (E-Plane)	3dB Beam Width (H-Plane)	Dim. A (in)	Dim. B (in)	Dim. C (in)
WR284	2.6-3.95	20	17.2°	16.5°	15.59	10.69	29.75

THIRD ANGLE PROJECTION:

APPROVALS

DATE

UNLESS OTHERWISE NOTED, DIMENSIONS ARE IN INCHES, TOLERANCES ARE:

DRAWN: Dirk Audbram
CHKD.:
APRVD.:

DATE: 6/25/24

FRACTIONS: ±1/64 ANGLES: ±1/2° MACHINED FINISH: 63 OR BETTER

MATERIAL: ALUMINUM 6061

SIZE: 6CDA9

DECIMALS: 2 PLACE ±.01

TREATMENT: CHEM FILM FINISH: PAINT, RED

SCALE: 1:10

WR284 20dB Horn Antenna OUTLINE



THE INFORMATION IN THIS DRAWING IS PROPRIETARY AND SHALL NOT BE USED OR REPRODUCED IN ANY MANNER WITHOUT THE WRITTEN CONSENT OF IMPULSE TECHNOLOGIES INC.



REVISION: A SHEET: 2/2

MODEL#: SGH284-20-1TI

OTL284-20-1TI