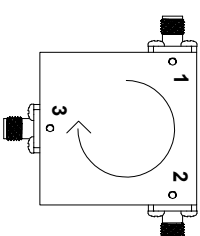
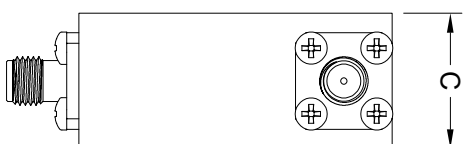
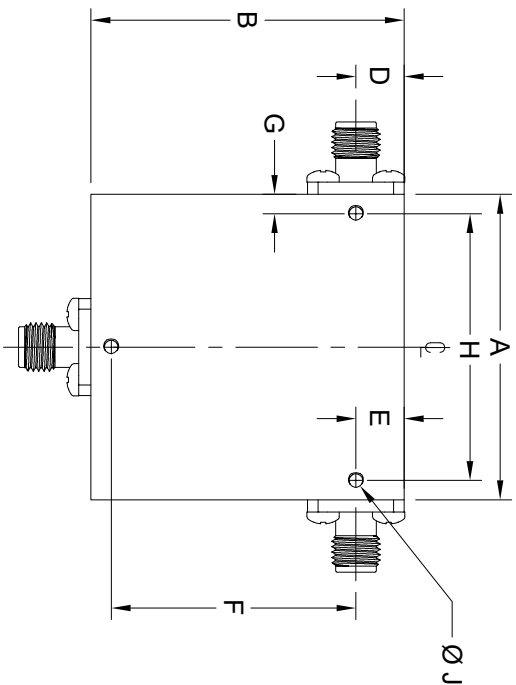


REVISION HISTORY

REV	DESCRIPTION	DATE	APPROVED
A	INITIAL RELEASE	3/11/2024	DA



DIMENSIONS IN INCHES

FIG.	A	B	C	D	E	F	G	H	J
1	1.58	1.62	0.70	0.25	0.25	1.27	0.10	1.38	#2-56 X 0.15 DP.
2	1.25	1.25	0.70	0.25	0.25	0.90	0.10	1.05	#2-56 X 0.15 DP.
3	1.00	1.00	0.50	0.25	0.25	0.68	0.10	0.80	#2-56 X 0.15 DP.
4	0.86	0.98	0.50	0.25	0.25	0.63	0.10	0.66	#2-56 X 0.15 DP.
5	0.50	0.70	0.50	0.25	0.18	0.46	0.08	0.34	#2-56 X 0.15 DP.
6	0.62	0.78	0.50	0.25	0.25	0.43	0.10	0.42	#2-56 X 0.15 DP.
7	0.75	0.75	0.38	0.19	0.19	0.43	0.10	0.55	#2-56 X 0.15 DP.
8	0.50	0.58	0.38	0.19	0.19	--	0.10	0.30	#0-80 X 0.08 DP., 2 PLC.

THIRD ANGLE PROJECTION:



UNLESS OTHERWISE NOTED, DIMENSIONS ARE IN INCHES. TOLERANCES ARE: FRACTIONS: ±1/64 ANGLES: ±1/2° MACHINED FINISH: 63 OR BETTER

APPROVALS

DATE

DRAWN: Dirk Aubram
CHECKD:
APRVD:

3/11/24

MATERIAL:

SIZE: CAGE CODE: ITI DRAWING#
SCALE: 6CDA9
MODEL#: ITCXX-XX-ITI

REVISION: A
SHEET: 1/2



Circulator, SMA F, OUTLINE

THE INFORMATION IN THIS DRAWING IS THE PROPERTY OF IMPULSE TECHNOLOGIES INC. AND SHALL NOT BE REPRODUCED OR TRANSMITTED IN ANY FORM OR BY ANY MEANS, ELECTRONIC OR MECHANICAL, WITHOUT THE WRITTEN CONSENT OF IMPULSE TECHNOLOGIES INC.

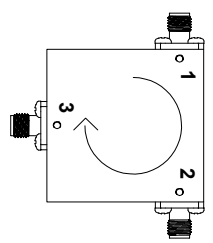
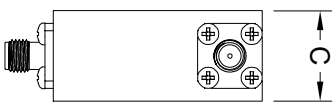
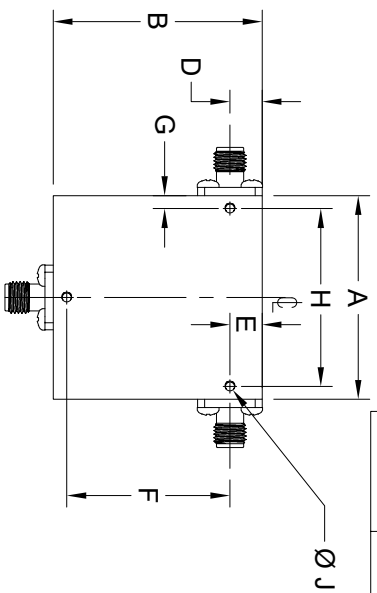
DECIMALS: 2 PLACE
3 PLACE
±.01 ±.003

TREATMENT: FINISH

REVISION: A
SHEET: 1/2

REVISION HISTORY

REV	DESCRIPTION	DATE	APPROVED
A	INITIAL RELEASE	3/11/2024	DA



OCTAVE BAND CIRCULATORS

FREQ. (GHz)	ISO (dB) TYP.	ISO (dB) MIN.	IL (dB) TYP.	IL (dB) MAX.	VSWR TYP.	VSWR MAX.	POWER (W) AVG.	POWER (W) PK.	MODEL#	OUTLINE DRAWING
1.0-2.0	20	15	0.35	0.5	1.25	1.35	2	20	ITc1-2-ITI	FIG 1
2.0-4.0	20	18	0.4	0.5	1.25	1.30	2	20	ITc2-4-ITI	FIG 1
2.6-5.2	20	18	0.4	0.5	1.25	1.30	2	20	ITc2-6-5-2-ITI	FIG 1
3.0-6.0	21	19	0.35	0.4	1.25	1.30	2	20	ITc3-6-ITI	FIG 2
4.0-8.0	22	20	0.35	0.4	1.18	1.25	2	20	ITc4-8-ITI	FIG 3
5.0-10.0	16	15	0.9	1	1.4	1.45	2	20	ITc5-10-ITI	FIG 7
6.0-12.4	19	17	0.5	0.6	1.3	1.35	2	20	ITc6-12-ITI	FIG 6
8.0-12.4	22	20	0.35	0.5	1.18	1.25	2	30	ITc8-12-4-ITI	FIG 4
12.0-18.0	22	20	0.45	0.5	1.18	1.25	2	30	ITc12-18-ITI	FIG 5

WIDE BAND CIRCULATORS

FREQ. (GHz)	ISO (dB) TYP.	ISO (dB) MIN.	IL (dB) TYP.	IL (dB) MAX.	VSWR TYP.	VSWR MAX.	POWER (W) AVG.	POWER (W) PK.	MODEL#	OUTLINE DRAWING
2.0-8.0		10		1.5		2		20	ITc2-8-ITI	FIG 1
6.0-18.0	15	14	0.9	1	1.45	1.5	2	20	ITc6-18-ITI	FIG 8
8.0-18.0	17	16	0.7	0.8	1.4	1.45	2	30	ITc8-18-ITI	FIG 5
18.0-26.5	20	18	0.7	0.8	1.35	1.4	2	30	ITc18-26-5-ITI	FIG 5
26.5-40.0	15	14	0.8	1.0	1.45	1.5	2	30	ITc26-5-40-ITI	FIG 5

THIRD ANGLE PROJECTION:



APPROVALS

DATE

UNLESS OTHERWISE NOTED, DIMENSIONS ARE IN INCHES. TOLERANCES ARE:

FRACTIONS: ±1/64 ANGLES: ±1/2° MACHINED FINISH: 63 OR BETTER



Circulator, SMA F, OUTLINE

THE INFORMATION IN THIS DRAWING IS THE PROPERTY OF IMPULSE TECHNOLOGIES INC. SHALL NOT BE USED OR REPRODUCED IN ANY MANNER WITHOUT WRITTEN CONSENT OF IMPULSE TECHNOLOGIES INC.

SIZE	PACKAGE CODE	ITI DRAWING#	REVISION
SCALE	6CDA9	OTL-CIRCCOAX	A
1:1	MODEL#	ITcXX-XX-ITI	SHEET
			2/2