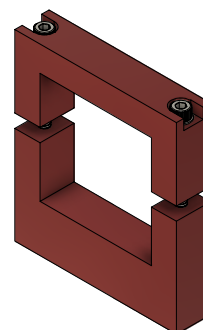
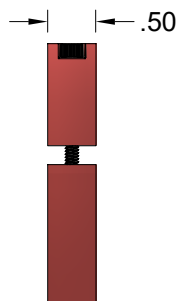
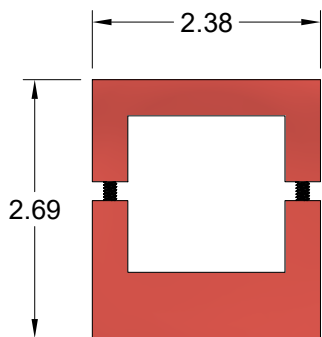
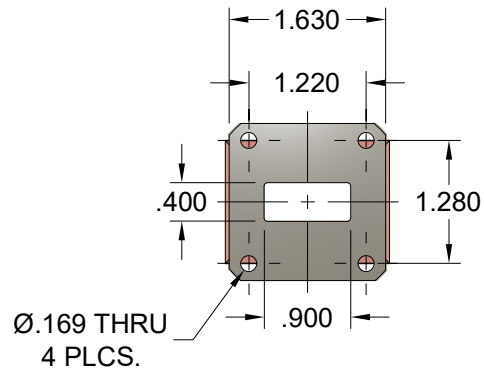
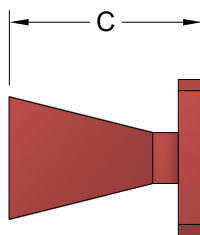
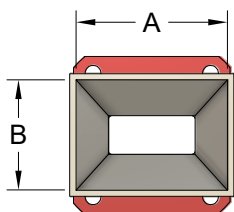
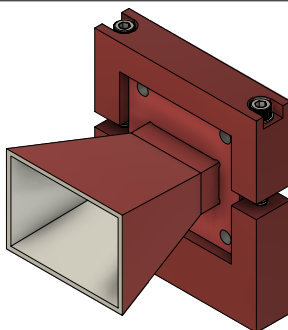


REVISION HISTORY

REV	DESCRIPTION	DATE	APPROVED
A	INITIAL RELEASE	8/1/2022	DA



1/4-20 UNC - 2B
 ▽ 0.375

WR90 10dB GAIN HORN ANTENNA							
WG SIZE	FREQ. (GHz)	GAIN (dB)	3dB Beam Width (E-Plane)	3dB Beam Width (H-Plane)	Dim. A (in)	Dim. B (in)	Dim. C (in)
WR90	8.2-12.4	10	48.5°	47.4°	1.58	1.15	2.01

THIRD ANGLE PROJECTION:	UNLESS OTHERWISE NOTED, DIMENSIONS ARE IN INCHES, TOLERANCES ARE: FRACTIONS: ±1/64 ANGLES: ±1/2° MACHINED FINISH: 63 OR BETTER	APPROVALS	DATE		
		DRAWN Dirk Aubram	8/1/22		
		CHCKD.			
		APRVD.			
DECIMALS		MATERIAL ALUMINUM	SIZE	DRAWING WR90 10DB HORN ANTENNA, OUTLINE	
2 PLACE	3 PLACE	TREATMENT CHEMFILM	CAGE CODE ITI DRAWING#		
±.03	±.005	FINISH RED	6CDA9		
			SCALE 1:2	MODEL#	REVISION
				SGH90-10-ITI	A
					SHEET 1/1