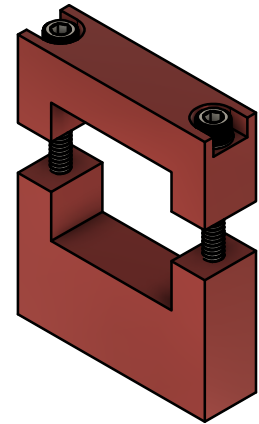
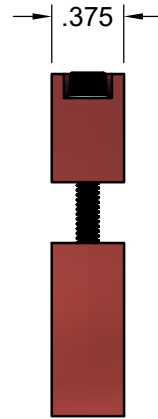
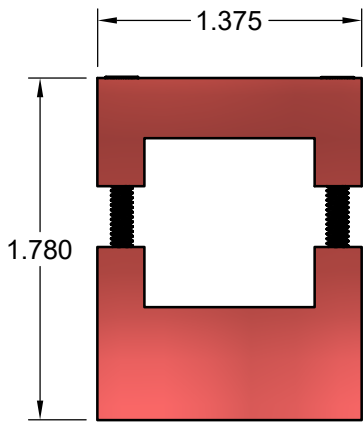
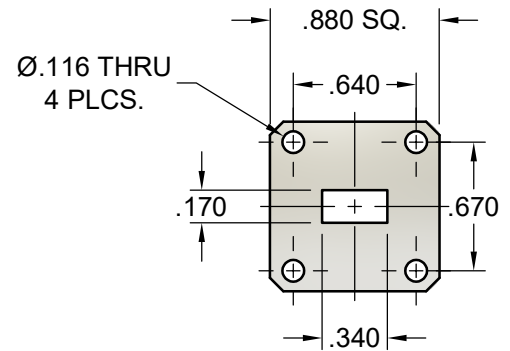
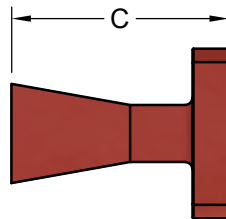
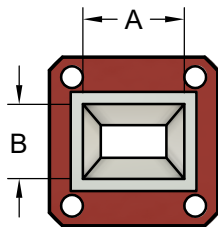
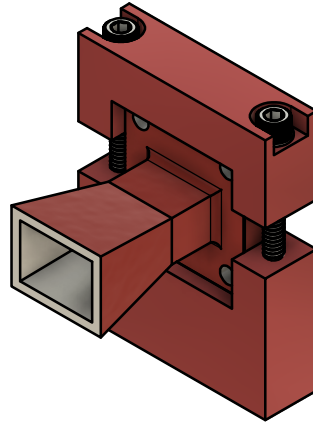


REVISION HISTORY

REV	DESCRIPTION	DATE	APPROVED
A	INITIAL RELEASE	7/28/2022	DA



1/4-20 UNC - 2B
 ∇0.300

WR34 10dB GAIN HORN ANTENNA							
WG SIZE	FREQ. (GHz)	GAIN (dB)	3dB Beam Width (E-Plane)	3dB Beam Width (H-Plane)	Dim. A (in)	Dim. B (in)	Dim. C (in)
WR34	22.0-33.0	10	54.1°	53.2°	0.53	0.39	1.13

THIRD ANGLE PROJECTION:	UNLESS OTHERWISE NOTED, DIMENSIONS ARE IN INCHES, TOLERANCES ARE: FRACTIONS: ±1/64 ANGLES: ±1/2° MACHINED FINISH: 63 OR BETTER	APPROVALS	DATE	
		DRAWN Dirk Aubram	7/28/22	
		CHCKD.		
		APRVD.		
DECIMALS		MATERIAL ALUMINUM	SIZE	DRAWING WR34 10dB Horn Antenna, OUTLINE
2 PLACE	3 PLACE	TREATMENT CHEMFILM	CAGE CODE/IT/DRAWING# 6CDA9	
±.03	±.005	FINISH RED	SCALE 1:1	
			MODEL#	REVISION A SHEET 1/1